

# SAGINAW CHIPPEWA INDIAN TRIBE




## GENERAL ELECTION

November 5, 2013




DISTRICT 1	POLLING PLACE	ABSENTEE	HAND TALLY	TOTAL	%
LINDY HUNT	282	8	0	290	7.02%
SANDRA L. SPRAGUE	239	7	0	246	5.96%
JULIUS SIMON PETERS	233	6	0	239	5.79%
JENNIFER VASQUEZ WASSEGIJIG	223	6	0	229	5.54%
CHIP ANTHONY NEYOME	222	6	0	228	5.52%
DELMAR JACKSON SR.	221	5	0	226	5.47%
TIMOTHY J. DAVIS	213	4	0	217	5.25%
SHELLY (FOSTER) BAILEY	211	3	0	214	5.18%
LORNA KAHGEGAB CALL	208	6	0	214	5.18%
STEVEN PEGO	203	8	0	211	5.11%
JENNA T. DAVIS	199	6	0	205	4.96%
BRENT D. JACKSON	192	8	0	200	4.84%
MILTON CHARLES PELCHER	197	3	0	200	4.84%
SHEILA LEAUREAUX	186	8	0	194	4.70%
CHARMAINE (BENZ) SHAWANA	176	6	0	182	4.41%
DIANA LYNN QUIGNO-GRUNDAHL	169	5	0	174	4.21%
CRAIG ALLEN GRAVERATTE	168	5	0	173	4.19%
JEAN VALERIE FLAMAND	162	5	0	167	4.04%
STEPHANIE M. PETERS	164	2	0	166	4.02%
LOUANNA L. BRUNER	148	7	0	155	3.75%

VOTER PARTICIPATION	
REGISTERED VOTERS	1072
ACTUAL VOTERS	546
PERCENTAGE PARTICIPATING	50.93%

We, the undersigned Election Officials of the Saginaw Chippewa Indian Tribe do hereby certify that the above abstract accurately reflects the votes cast in the 2013 General Election held on November 5, 2013.

  
 \_\_\_\_\_  
  
 \_\_\_\_\_  
  
 \_\_\_\_\_

SIGNED

  
 \_\_\_\_\_  
  
 \_\_\_\_\_  
  
 \_\_\_\_\_

# SAGINAW CHIPPEWA INDIAN TRIBE

## GENERAL ELECTION

November 5, 2013

DISTRICT 2	POLLING PLACE	ABSENTEE	HAND TALLY	TOTAL	%
RONALD LAWRENCE NELSON	16	0	0	16	100.00%

### VOTER PARTICIPATION

REGISTERED VOTERS	49
-------------------	----

ACTUAL VOTERS	16
---------------	----

PERCENTAGE PARTICIPATING	32.65%
--------------------------	--------

We, the undersigned Election Officials of the Saginaw Chippewa Indian Tribe do hereby certify that the above abstract accurately reflects the votes cast in the 2013 General Election held on November 5, 2013.

SIGNED

*[Handwritten signatures]*  
\_\_\_\_\_  
*[Handwritten signatures]*  
\_\_\_\_\_  
*[Handwritten signatures]*  
\_\_\_\_\_

# SAGINAW CHIPPEWA INDIAN TRIBE

## GENERAL ELECTION

November 5, 2013

DISTRICT 3	VOTE BY MAIL	HAND TALLY	TOTAL	%
FRANK J. CLOUTIER	221	2	223	44.25%
MICHELE STANLEY	278	3	281	55.75%

### VOTER PARTICIPATION

Registered Voters	1460
Actual Voters	504
PERCENTAGE PARTICIPATING	34.52%

We, the undersigned Election Officials of the Saginaw Chippewa Indian Tribe do hereby certify that the above abstract accurately reflects the votes cast in the 2013 General Election held on November 5, 2013.

SIGNED

